















SPECIFICATIONS

	GEOLOGY	Mica-Schist Quartz (Quartzitic Sandstone)
	TYPE	
	PATTERN	2:1 Dimensional Ashlar, or Coursed
	HEIGHTS	2-1/2", 5"
	LENGTHS	4" - 14"
	DEPTHS	1/2" to 3/4" (Thin Veneer)
	COLORS	Gray-Grey, Silver
	COVERAGE	Available in thin veneer only.
	WEIGHT	11 lbs per square foot
	FLATS	5 s/f Bag, 10 s/f Box, 120/180/200 s/f Crate
	CORNERS	5 l/f Bag, 10 l/f Box, 100 l/f Crate
	NOTES	Packaged assuming a tight-fit installation. Please review the Corners Installation PDF document.

ASTM C-97

Water Absorption %
Bulk Specific Gravity

ASTM C-170

Parallel to Rift, Dry
Parallel to Rift, Wet
Perpendicular to Rift, Dry
Perpendicular to Rift, Wet

ASTM C-99

Parallel to Rift, Dry
Parallel to Rift, Wet

ASTM C-880

Perpendicular to Rift, Dry
Perpendicular to Rift, Wet

